



FUSIBILI A COLTELLO NH gG

Caratteristiche generali:

- Tipo prodotto: fusibili a coltello serie NH;
- Tensione nominale: 500V AC;
- Famiglie: standard (NH) e con placche isolate (NH/I);
- Dimensioni: NH-00C, NH-00, NH-0, NH-1C, NH-1, NH-2C, NH-2, NH-3C, NH-3, NH-4;
- Caratteristica d'intervento: gG;
- Conformi alle norme: CEI 32-1, CEI 32-4, IEC 60269-1, IEC 60269-2, DIN 43620;
- Corpo in steatite;
- Contatti in rame argentato;
- Corrente nominale: da 2A a 1250A;
- Potere di interruzione: 100kA / 120kA;
- Esecuzione con doppio indicatore;
- Confezione minima: 3 pezzi;

Foto dei prodotti



NH 00C

NH/I 00C

BLADE TYPE NH gG FUSES

General characteristics:

- Product type: blade type NH fuses;
- Rated voltage: 500V AC;
- Groups: standard (NH) and with insulated gripping lugs (NH/I);
- Dimensions: NH-00C, NH-00, NH-0, NH-1C, NH-1, NH-2C, NH-2, NH-3C, NH-3, NH-4;
- Time-current characteristic: gG;
- Conform to: CEI 32-1, CEI 32-4, IEC 60269-1, IEC 60269-2, DIN 43620;
- Steatite body;
- Silver plated copper contacts;
- Rated current: from 2A to 1250A;
- Breaking capacity: 100kA / 120kA;
- Fuses with double indicator;
- Minimum packaging: 3 pieces;

Products images



NH 4

Pagine totali del documento: 11

Document total pages: 11

Ultimo aggiornamento: 6 dicembre 2017

Last updated: 6th December 2017



Codici e caratteristiche principali:

Codes and basic characteristics:

Grandezza Size	NH standard NH standard	NH/I con placche isolate ⁽¹⁾ NH/I with insulated gripping-lugs ⁽¹⁾	In (A)	Vn (V)	Peso (g) Weight (g)	Conf. Pack.
NH-00C	1500602	—	2	500	125	3-120
	1500604	—	4	500	125	3-120
	1500606	1500806	6	500	125	3-120
	1500610	1500810	10	500	125	3-120
	1500616	1500816	16	500	125	3-120
	1500620	1500820	20	500	125	3-120
	1500625	1500825	25	500	125	3-120
	1500632	—	32	500	125	3-120
	1500635	1500835	35	500	125	3-120
	1500640	1500840	40	500	125	3-120
	1500650	1500850	50	500	125	3-120
	1500663	1500863	63	500	125	3-120
	1500680	1500880	80	500	125	3-120
	1500690	1500900	100	500	125	3-120
NH-00	1500125	1500925	125	500	173	3-90
	1500160	1500960	160	500	173	3-90
NH-0	1505006	—	6	500	226	3-45
	1505010	—	10	500	226	3-45
	1505016	—	16	500	226	3-45
	1505020	—	20	500	226	3-45
	1505025	—	25	500	226	3-45
	1505036	—	35	500	226	3-45
	1505040	—	40	500	226	3-45
	1505050	—	50	500	226	3-45
	1505063	—	63	500	226	3-45
	1505080	—	80	500	226	3-45
	1505100	—	100	500	226	3-45
	1505125	—	125	500	226	3-45
	1505160	—	160	500	226	3-45

Nota 1 – Non utilizzabili con microinterruttore


Note 1 – Microswitch non available

ITALWEBER S.p.A

Sede unica: Via E. Fermi 40/42 - 20057 Assago (MI) - Italy
 Telefono +39 02 93977.1 - Telefax +39 02 93904565
 E-MAIL: info@italweber.it - info@pec.italweber.it

Capitale Sociale i.v. Euro 655.200,00
 C.C.I.A.A. Milano N. 565572
 Trib. Milano Reg.Soc.108694, Vol. 2869
 C.F.-P.IVA 00737760157





Grandezza Size	NH standard NH standard	NH/I con placche isolate ⁽¹⁾ NH/I with insulated gripping-lugs ⁽¹⁾	In (A)	Vn (V)	Peso (g) Weight (g)	Conf. Pack.
NH-1C	1510040	1510840 ⁽²⁾	40	500	233	3-45
	1510050	1510850 ⁽²⁾	50	500	233	3-45
	1510063	1510863 ⁽²⁾	63	500	233	3-45
	1510080	1510880 ⁽²⁾	80	500	233	3-45
	1510100	1510900 ⁽²⁾	100	500	233	3-45
	1510125	1510905 ⁽²⁾	125	500	233	3-45
	1510160	1510906 ⁽²⁾	160	500	233	3-45
NH-1	1510200	1510907	200	500	430	3-24
	1510250	1510908	250	500	430	3-24
NH-2C	1520080	—	80	500	430	3-15
	1520100	1520900 ⁽²⁾	100	500	430	3-15
	1520125	1520905 ⁽²⁾	125	500	430	3-15
	1520160	1520906 ⁽²⁾	160	500	430	3-15
	1520200	1520910 ⁽²⁾	200	500	430	3-15
	1520250	1520915 ⁽²⁾	250	500	430	3-15
NH-2	1520315	1520920	315	500	500	3-15
	1520355	1520925	355	500	500	3-15
	1520400	1520930	400	500	500	3-15
NH-3C	1530315	1530920 ⁽²⁾	315	500	510	3-12
	1530400	1530930 ⁽²⁾	400	500	510	3-12
NH-3	1530500 ⁽³⁾	1530950 ⁽³⁾	500	500	923	3-12
	1530630 ⁽³⁾	1530963 ⁽³⁾	630	500	923	3-12
NH-4	1541630 ^{(1) (3)}	—	630	500	1700	1-12
	1541700 ^{(1) (3)}	—	700	500	1700	1-12
	1541800 ^{(1) (3)}	—	800	500	1700	1-12
	1541899 ^{(1) (3)}	—	1000	500	1700	1-12
	1541999 ^{(1) (3)}	—	1250	500	1700	1-12

Nota 1 – Non utilizzabili con microinterruttore

Nota 2 – Esecuzione non compatta

Nota 3 – Solo indicatore superiore

Note 1 – Microswitch non available

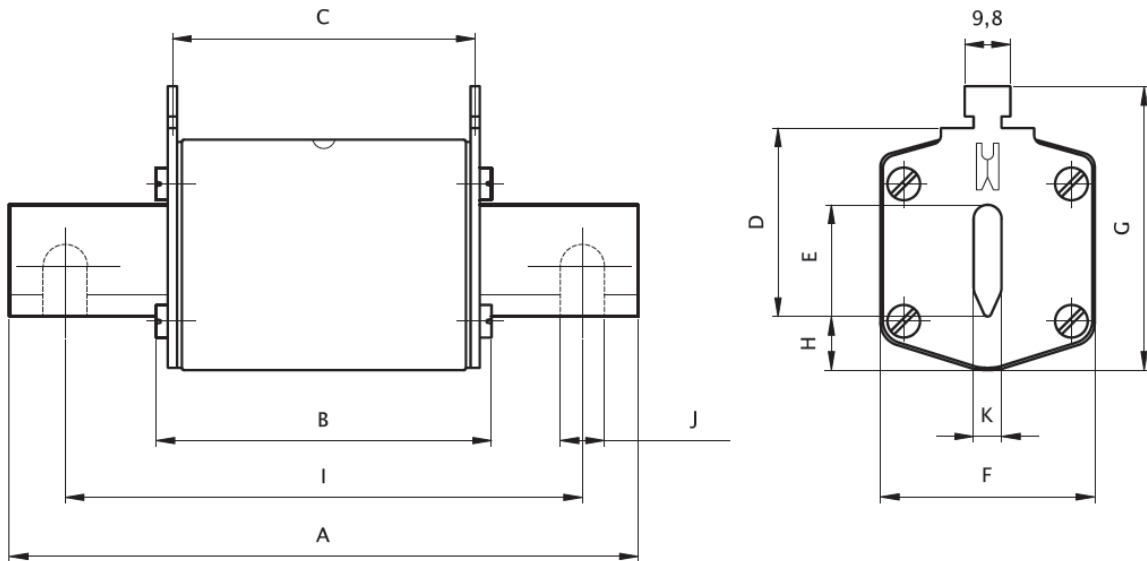
Note 2 – Non compact version

Note 3 – With upper indicator only




Disegno (dimensioni in mm):

Drawing (dimensions in mm):



tipo type	A	B	C	D	E	F	G	H	I	J	K
NH-00C	79	53	47	35	15	21	52	7,5	-	-	6
NH-00	79	53	47	35	15	28	56	12	-	-	6
NH-0	125	68	65	35	15	28	56	12	-	-	6
NH-1C	135	68	65	40	15	28	61	12	-	-	6
NH-1	135	72	65	40	20	46	65	14	-	-	6
NH-2C	150	72	65	48	20	46	73	14	-	-	6
NH-2	150	72	65	48	26	54	73	14	-	-	6
NH-3C	150	72	65	60	26	54	84	14	-	-	6
NH-3	150	72	65	60	33	65	84	14	-	-	6
NH-4	200	75	66	87	50	100	121	24	150	16	8
NH-4a	200	99	87	85	50	95	121	27	-	-	6
NH-1 1000V~	155	90	87	40	20	45	59	9	-	-	6



Altre caratteristiche

Other characteristics

In (A)	I2t prearco (A2s)	I2t totale (A2s)		Potenza dissipata (W)					
	Prearc I2t (A2s)	Total I2t (A2s)		Power dissipation (W)					
		500V	690V	NH00	NH0	NH1	NH2	NH3	NH4
2	3,7	10,7	14,8	0,8	—	—	—	—	—
4	15,1	34	44,6	1,3	—	—	—	—	—
6	40	84	90	2,3	1,6	—	—	—	—
10	240	702	816	1,5	1,2	—	—	—	—
16	550	1610	1870	2,7	1,9	—	—	—	—
20	870	2550	2960	2,8	2,1	—	—	—	—
25	1500	3350	3700	2,9	2,8	—	—	—	—
32	2500	6750	7440	3,1	3,1	—	—	—	—
35	3300	7380	8140	3,3	3,3	—	—	—	—
40	4600	8440	9300	3,8	3,8	3,8	—	—	—
50	6000	13400	14800	4,8	5,6	5,8	—	—	—
63	9600	21500	23700	6,1	6,9	6,1	—	—	—
80	19200	43500	51600	5,4	6,7	6,9	—	—	—
100	31500	71400	84600	7,1	8,1	8,8	8,5	—	—
125	42000	95200	112800	9,7	10,8	10,9	10,7	—	—
160	78000	176900	209500	11,0	12,3	13,3	13,3	—	—
200	145000	329000	389000	—	—	16,6	16,6	—	—
250	250000	567000	671000	—	—	21,8	21,8	17,9	—
315	310000	971000	1230000	—	—	—	24,1	22,6	—
400	580000	1816000	2301000	—	—	—	30,7	25,3	—
500	1450000	3446000	3956000	—	—	—	—	35,1	—
630	2610000	6202000	7121000	—	—	—	—	40,2	49,88
800	3913746	19860799	26613470	—	—	—	—	—	63,99
1000	7109709	36079122	48346024	—	—	—	—	—	75,43
1250	14065272	71376009	95643852	—	—	—	—	—	88,92

ITALWEBER S.p.A

Sede unica: Via E. Fermi 40/42 - 20057 Assago (MI) - Italy
 Telefono +39 02 93977.1 - Telefax +39 02 93904565
 E-MAIL: info@italweber.it - info@pec.italweber.it

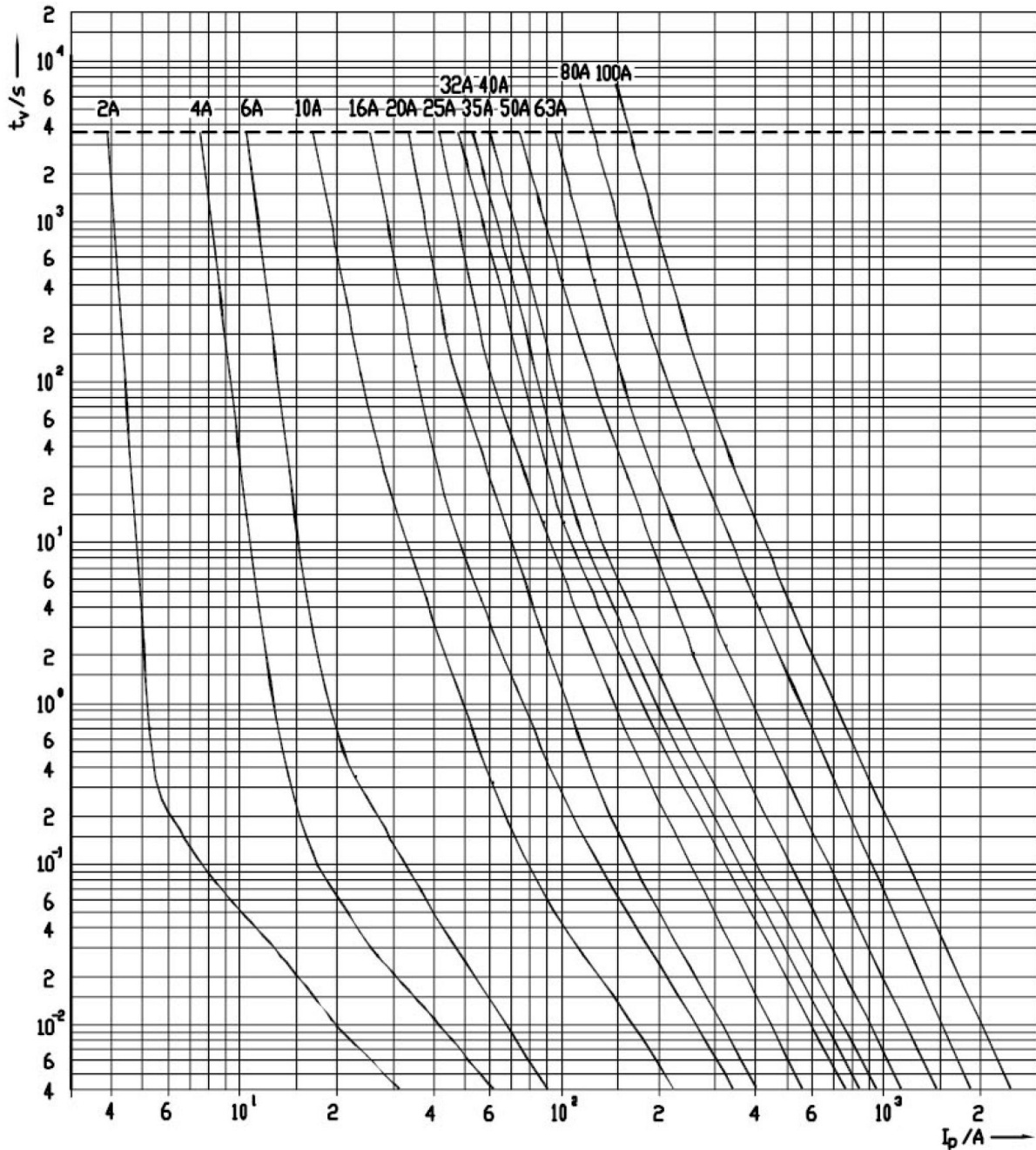
Capitale Sociale i.v. Euro 655.200,00
 C.C.I.A.A. Milano N. 565572
 Trib. Milano Reg.Soc.108694, Vol. 2869
 C.F.-P.IVA 00737760157





**Curve caratteristiche tempo / corrente
(da 2A a 100A):**

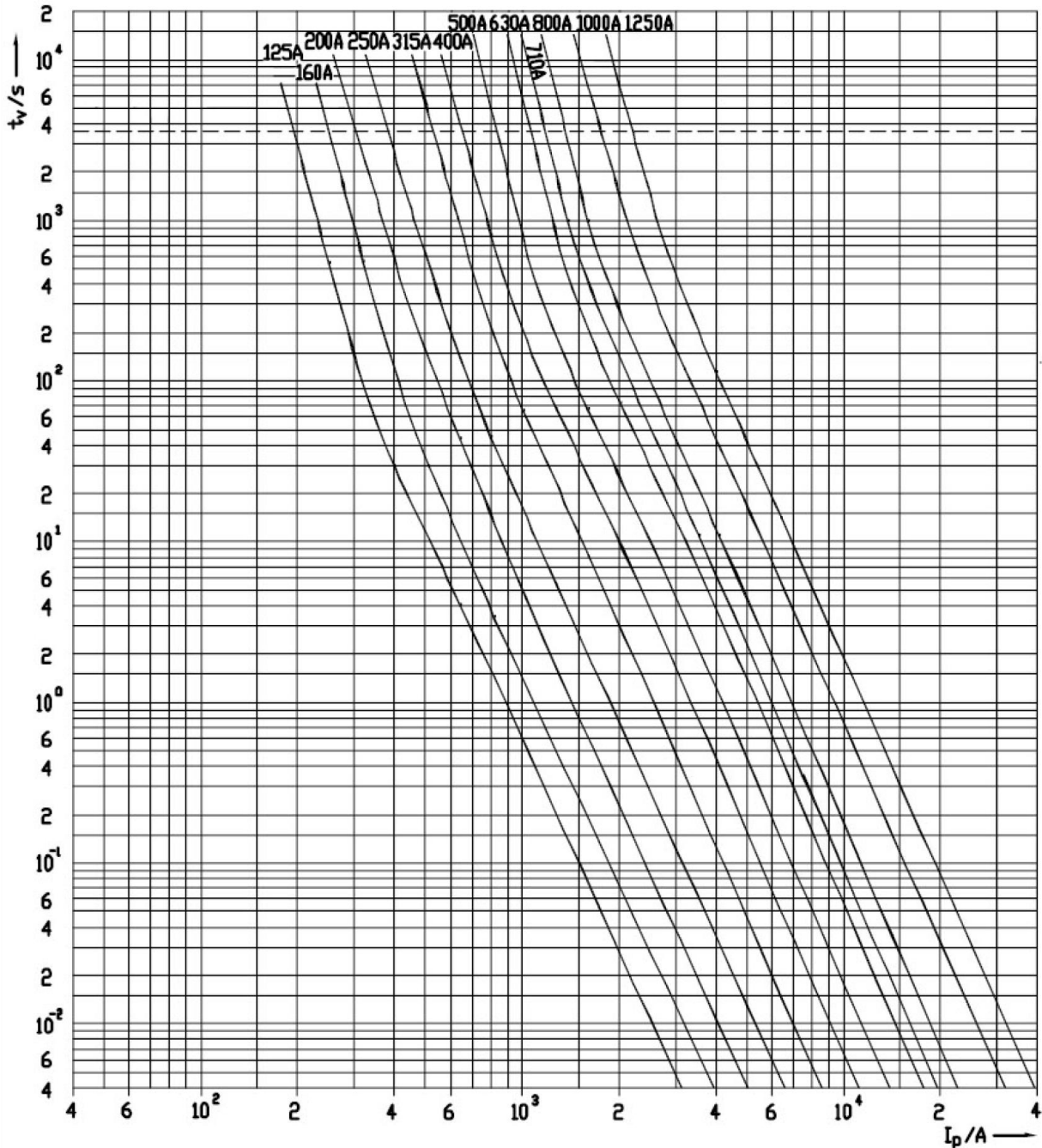
**Time / current characteristic curves
(from 2A to 100A):**





**Curve caratteristiche tempo / corrente
(da 125A a 1250A):**

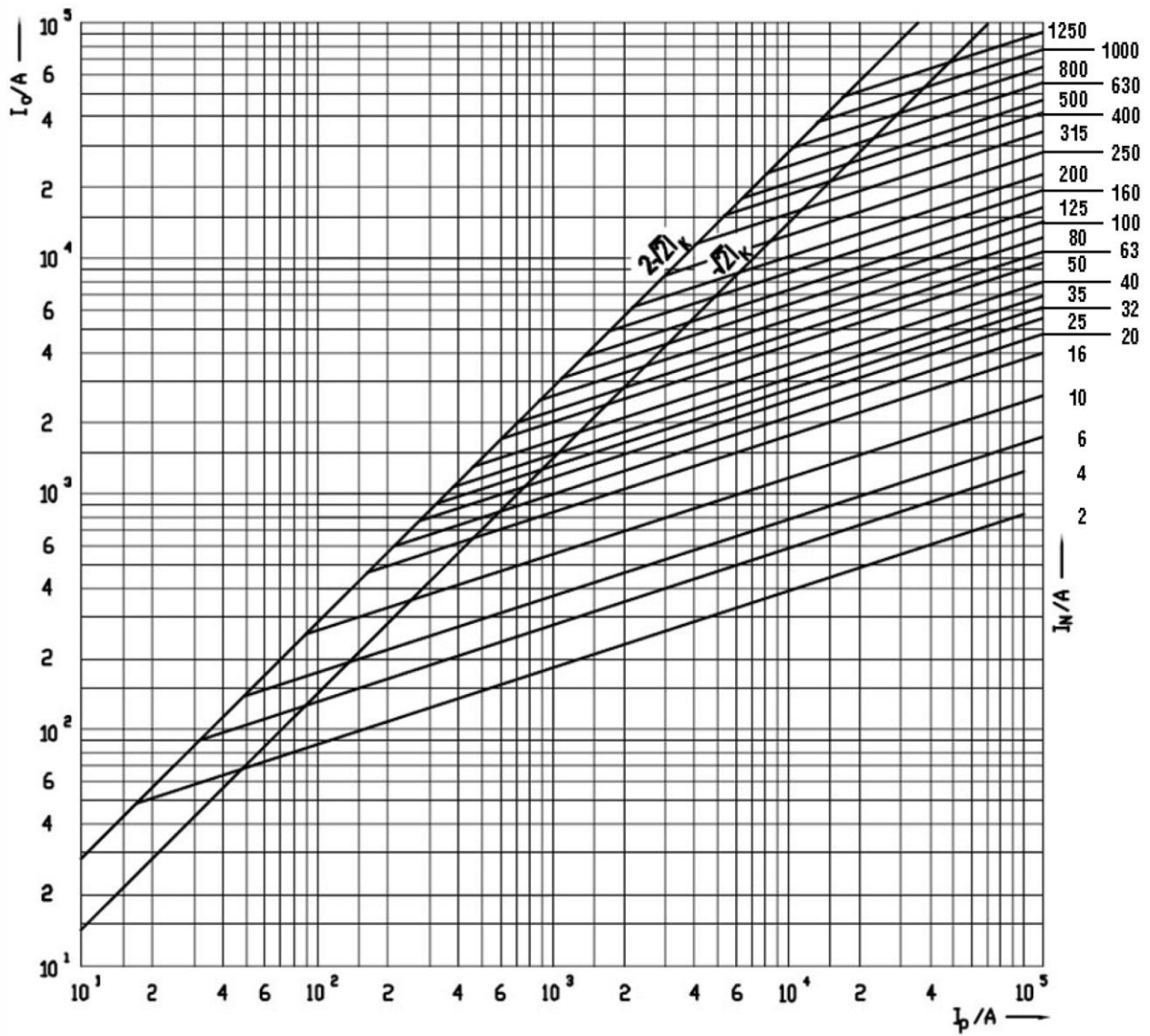
**Time / current characteristic curves
(from 125A to 1250A):**





Caratteristiche di limitazione:

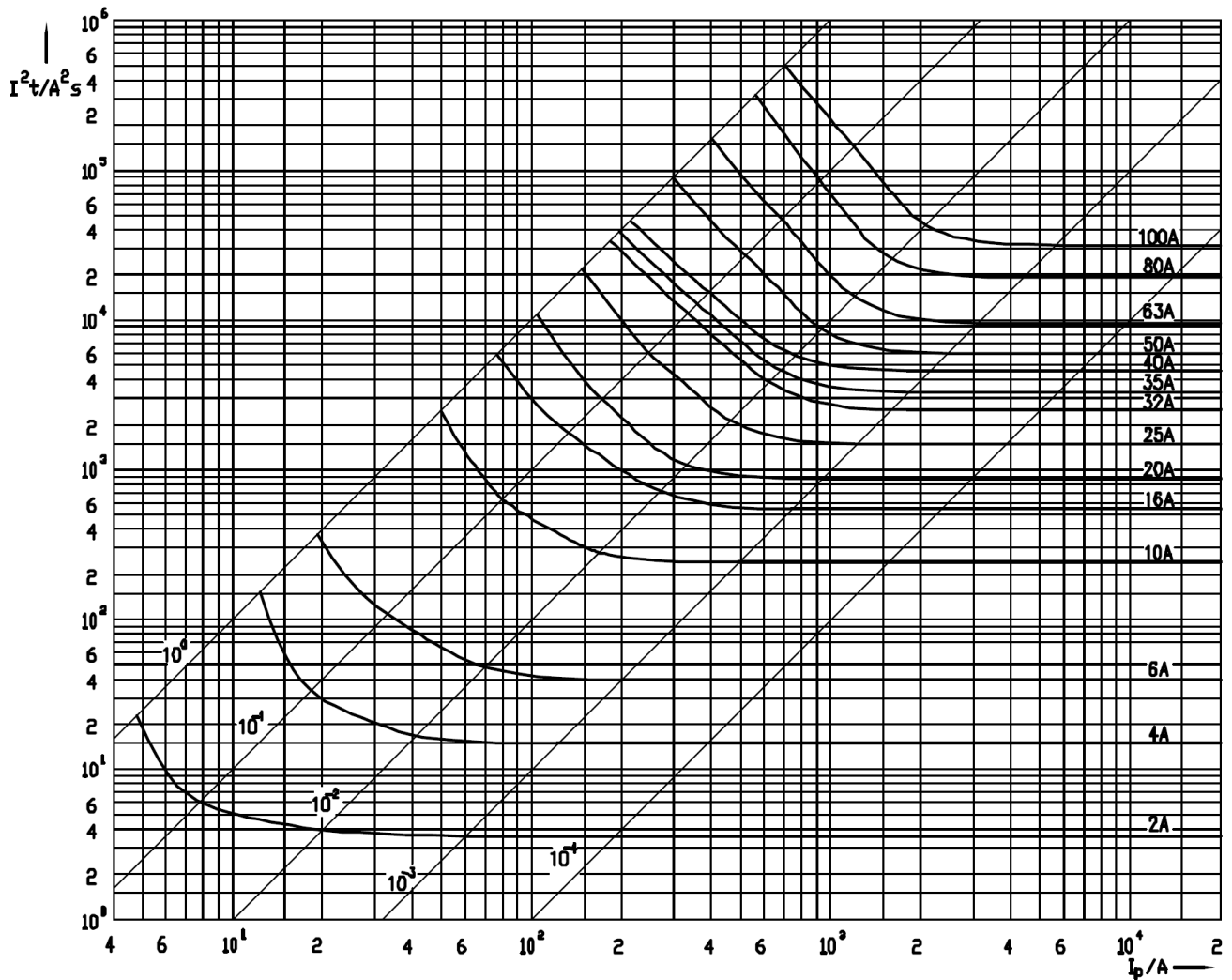
Cut off characteristics :





**Grafico I²t pre-arco:
(parte 1)**

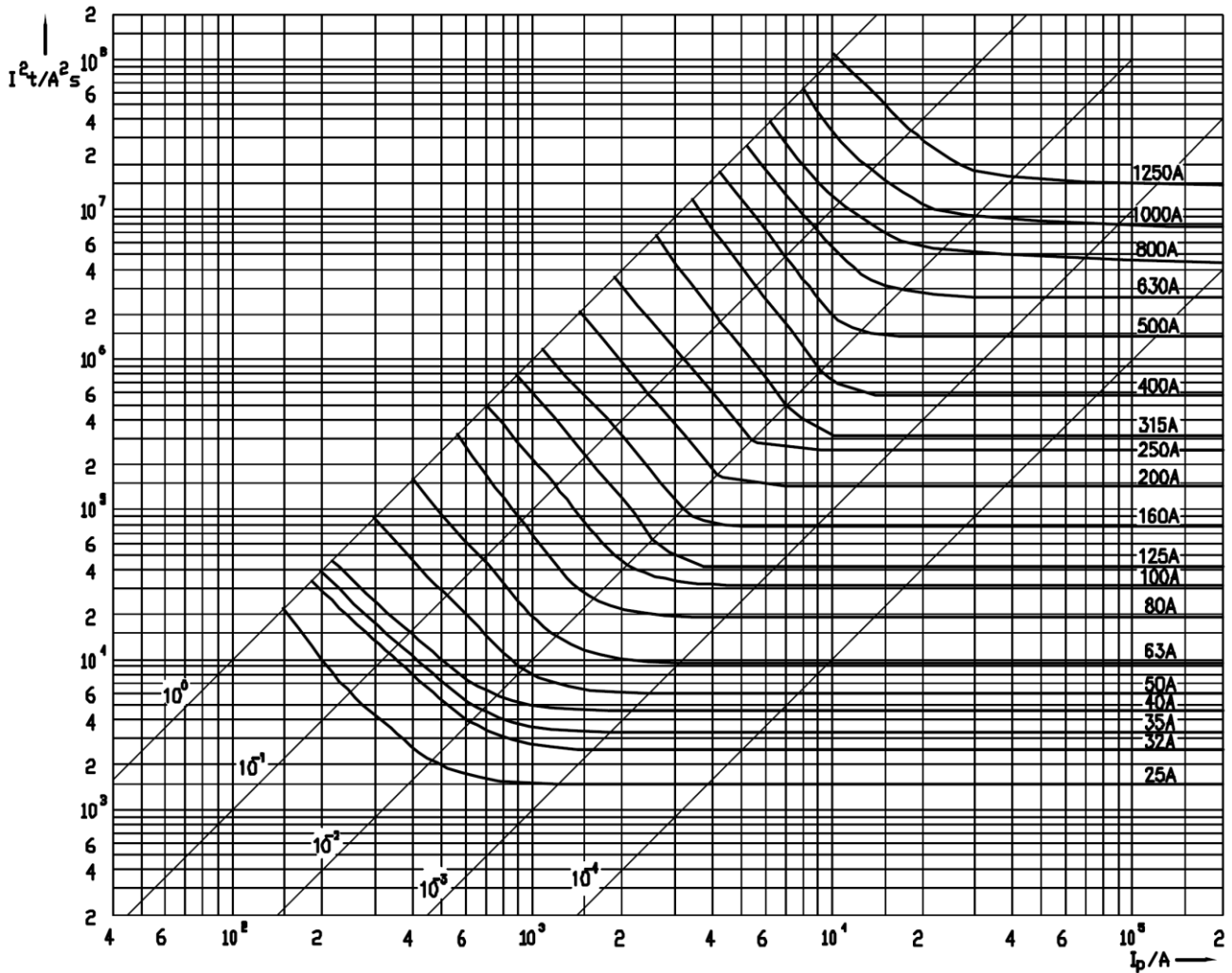
**Pre-arcing I²t chart:
(part 1)**





**Grafico I²t pre-arco:
(parte 2)**

**Pre-arcing I²t chart:
(part 2)**



**Accessori**

Microinterruttore codice 2699804;
Montaggio sulla parte superiore del fusibile;
Corrente nominale: 5A;
Tensione nominale: 250V AC;
Tipo: 1NA + 1NC;

Fotografia ed esempio utilizzo micro**Accessories**

Microswitch code 2699804;
To be mounted on fuse upper part;
Rated current: 5A;
Rated voltage: 250V AC;
Type: 1NO + 1NC;

Image and micro use example