

8

7

6

5



4

3

2

1

D

D

C

C

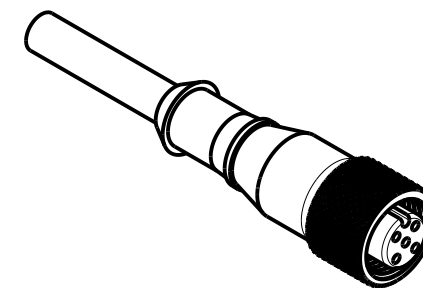


B


B

A

A



ISOMETRIC VIEW  
SCALE 1:1



M12 X 1-6H

Ø 14,5  
[.57]

43,2  
[1.70]

CABLE DIAMETER AND LENGTH WILL  
VARY DEPENDING ON MODEL NUMBER

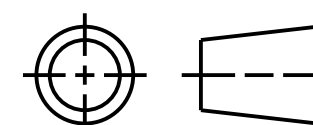
NOTES:  
1. ALL DIMENSIONS ARE MILLIMETERS [INCHES] UNLESS OTHERWISE NOTED.  
2. REFER TO "www.bannerengineering.com" FOR ADDITIONAL DATA AND SPECIFICATIONS.

This drawing is the property  
of BANNER ENGINEERING CORP.  
Any use or reproduction,  
in any form, without prior  
written permission of  
Banner is prohibited.  
© 2015 Banner Engineering Corp.



BANNER ENGINEERING CORP.  
www.bannerengineering.com

THIRD ANGLE PROJECTION



TITLE

MODC-XXX 4/5 PIN

SIZE  
C

DRAWING NO. 221216

REV. B

SCALE 2:1

SHEET 1 OF 1

CREO

8

7

6

5



4

3

2

1